



PNB

Office of the Corporate Secretary

Direct Line: 536-0540

Trunk Lines: 891-6040 to 70

Local: 4106

April 11, 2016

PHILIPPINE DEALING & EXCHANGE CORPORATION

37th Floor, Tower 1, The Enterprise Center
6766 Ayala Avenue corner Paseo de Roxas
Makati City


Attention: **Ms. Vina Vanessa S. Salonga**
Head - Issuer Compliance and Disclosure Department

Dear Ms. Salonga:

We are pleased to furnish the Philippine Dealing and Exchange Corporation (PDEX) copies of our disclosures to the Philippine Stock Exchange regarding the Public Ownership Report and the List of the Top 100 Stockholders of the Philippine National Bank together with the List of Philippine Depository & Trust Corporation Participants as of March 31, 2016.

We trust you will take note accordingly. Thank you.

Very truly yours,


MAILA KATRINA Y. ILARDE
Corporate Secretary

Philippine National Bank
PNB Financial Center
Pres. Diosdado Macapagal Blvd.,
Pasay City, Metro Manila 1300, Philippines

T. (632) 526-3131 to 70/891-6040 to 70
P.O. Box 1884 (Manila)
P.O. Box 410 (Pasay City)
www.pnb.com.ph

Authorized Depository of the Republic of the Philippines
Member: PDIC

CR02301-2016

The PSE makes no representation on the accuracy, validity, correctness and completeness of the information stated in the respective PORs of listed companies. The PSE shall use the information contained in the POR submitted by the company in computing a company's weight in the index and this may be updated or adjusted consistent with the policy of the Exchange in managing the PSEi and sector indices.



Philippine National Bank PNB

PSE Disclosure Form POR-1 - Public Ownership Report Reference: Amended Rule on Minimum Public Ownership

Report Type

- Monthly
 Quarterly
 Others

Report Date	Mar 31, 2016
--------------------	--------------

Computation of Public Ownership

Number of Issued and Outstanding Common Shares	1,249,139,678
Less: Number of Treasury Common Shares, if any	0
Number of Outstanding Common Shares	1,249,139,678

Less :

A. Directors

Name	Direct	Indirect	Total direct & indirect shares	% to Total Outstanding Shares
Alfiler, Felix Enrico R.	0	10,215	10,215	0
Casuela, Florido P.	0	133	133	0
Coronel, Leonilo G.	0	1	1	0
Maclang, Reynaldo A.	155	0	155	0
Mendoza, Estelito P.	0	1,150	1,150	0
Nelson, Christopher J.	0	100	100	0
Pascual, Federico C.	38	1	39	0
Pedro, Cecilio K.	5,000	0	5,000	0
Sycip, Washington Z.	39,111	0	39,111	0
Tan, Harry C.	230	0	230	0
Tan, Lucio C.	14,843,119	0	14,843,119	1.19
Tan, Lucio, Jr. K.	2,300	0	2,300	0
Tan, Michael G.	250	0	250	0
Tarriela, Florencia G.	2	0	2	0
Vistan, Deogracias N.	0	100	100	0
	14,890,205	11,700	14,901,905	1.19

B. Officers

Name	Direct	Indirect	Total direct & indirect shares	% to Total Outstanding Shares
Ambat, Marianito B.	1,000	0	1,000	0
Bautista, Ponciano, Jr. C.	15	0	15	0
Calma, Victor G.	10	0	10	0
Capito, Narciso, Jr. S.	1,442	0	1,442	0
Capule, Esther F.	10	0	10	0
Cabrero, Horacio III E.	0	16,675	16,675	0
Centeno, Emeline C.	617	0	617	0
Colobong, Roger P.	15	0	15	0
Cruz, Teresita S.	10	0	10	0
Dobles, Christopher C.	1,000	150	1,150	0
Gallardo, Zacarias Jr.	1,000	198	1,198	0
Lao, Linda C.	23	0	23	0
Lim, Maria Paz D.	110	0	110	0
Magpayo, Rowena E.	15	0	15	0
Matriano, Arsenia L.	100	0	100	0
Medalla, Roberto V.	28	0	28	0
Molina, Cynthia A.	10	0	10	0
Pabrua, Marlyn M.	14	0	14	0
Padua, Nilo R.	10	0	10	0
Panganiban, Ma. Cirila B.	110	0	110	0
Quinio, Ponciano D.	10	0	10	0

Ruiz, Marilou V.	102	0	102	0
Sebastian, Teresita U.	10	0	10	0
Vicentina, Christy	10	0	10	0
	5,671	17,023	22,694	0

C. Principal/Substantial Stockholders

Name	Direct	Indirect	Total direct & indirect shares	% to Total Outstanding Shares
All Seasons Realty Corp.	8,191,895	0	8,191,895	0.66
Allmark Holdings Corp.	16,967,394	0	16,967,394	1.36
Caravan Holdings Corp.	67,148,224	0	67,148,224	5.38
Donfar Management Ltd.	25,173,588	0	25,173,588	2.02
Dunmore Development Corp. (X-496)	12,395,850	0	12,395,850	0.99
Dynaworld Holdings, Inc.	9,323,108	0	9,323,108	0.75
Fast Return Enterprises, Ltd.	14,865,453	0	14,865,453	1.19
Fil-Care Holdings, Inc.	20,836,937	0	20,836,937	1.67
Fragile Touch Investment, Ltd.	18,581,537	0	18,581,537	1.49
Ivory Holdings, Inc.	16,997,821	0	16,997,821	1.36
Kenrock Holdings Corp.	21,301,405	0	21,301,405	1.71
Kentwood Development Corp.	14,112,105	0	14,112,105	1.13
Key Landmark Investments, Ltd.	109,115,864	0	109,115,864	8.74
La Vida Development Corp.	16,052,705	0	16,052,705	1.29
Leadway Holdings, Inc.	53,470,262	0	53,470,262	4.28
Mavelstone Int	24,213,463	0	24,213,463	1.94
Merit Holdings & Equities, Inc.	14,233,686	0	14,233,686	1.14
Multiple Star Holdings Corp.	25,214,730	0	25,214,730	2.02
Pioneer Holdings Equities, Inc.	28,044,239	0	28,044,239	2.25
Profound Holdings, Inc.	14,935,099	0	14,935,099	1.2
Purple Crystal Holdings, Inc.	19,980,373	0	19,980,373	1.6
Safeway Holdings & Equities, Inc.	9,864,499	0	9,864,499	0.79
Society Holdings Corp.	14,162,708	0	14,162,708	1.13
Solar Holdings Corp.	67,148,224	0	67,148,224	5.38
Total Holdings Corporation	13,095,263	0	13,095,263	1.05
True Success Profits Ltd.	67,148,224	0	67,148,224	5.38
Uttermost Success, Ltd.	24,752,272	0	24,752,272	1.98
	747,326,928	0	747,326,928	59.88

D. Affiliates

Name	Direct	Indirect	Total direct & indirect shares	% to Total Outstanding Shares
Chua, Domingo	209,460	0	209,460	0.02
Dreyfuss Mutual Investments, Inc.	7,833,794	0	7,833,794	0.63
Fairlink Holdings Corp.	20,637,854	0	20,637,854	1.65

Infinity Equities, Inc.	50,361,168	0	50,361,168	4.03
Integrion Investments, Inc.	7,833,794	0	7,833,794	0.63
Iris Holdings & Dev	7,671,517	0	7,671,517	0.61
Jewel Holdings, Inc.	0	11,512,247	11,512,247	0.92
Kentron Holdings & Equities Corp.	19,944,760	0	19,944,760	1.6
Local Trade & Development Corp.	6,711,575	0	6,711,575	0.54
Luys Securities Co., Inc.	17,898	0	17,898	0
Mandarin Securities Corp.	13,281	0	13,281	0
Opulent Land-Owners, Inc.	5,921,109	0	5,921,109	0.47
Power Realty & Development Corp.	1,852,727	0	1,852,727	0.15
Prima Equities and Investments Corp.	58,754,696	0	58,754,696	4.7
Virgo Holdings & Dev	8,520,677	0	8,520,677	0.68
Witter Webber and Schwab Investment, Inc.	7,833,795	0	7,833,795	0.63
Zebra Holdings, Inc.	8,547,826	0	8,547,826	0.68
	212,665,931	11,512,247	224,178,178	17.94

E. Government

Name	Direct	Indirect	Total direct & indirect shares	% to Total Outstanding Shares
N.A.	0	0	0	0
	0	0	0	0

F. Banks

Name	Direct	Indirect	Total direct & indirect shares	% to Total Outstanding Shares
N.A.	0	0	0	0
	0	0	0	0

G. Employees

Name	Direct	Indirect	Total direct & indirect shares	% to Total Outstanding Shares
N.A.	0	0	0	0
	0	0	0	0

H. Lock-Up Shares

Name	Direct	Indirect	Total direct & indirect shares	% to Total Outstanding Shares
N.A.	0	0	0	0
	0	0	0	0

I. Others

Name	Direct	Indirect	Total direct & indirect shares	% to Total Outstanding Shares
N.A.	0	0	0	0
	0	0	0	0

Number of Listed Common Shares	825,177,178
Total Number of Non-Public Shares	986,429,705

Total Number of Shares Owned by the Public	262,709,973
Public Ownership Percentage	21.03

Other Relevant Information
None.

Filed on behalf by:

Name	Maila Katrina Ilarde
Designation	Corporate Secretary

CR02299-2016

The Exchange does not warrant and holds no responsibility for the veracity of the facts and representations contained in all corporate disclosures, including financial reports. All data contained herein are prepared and submitted by the disclosing party to the Exchange, and are disseminated solely for purposes of information. Any questions on the data contained herein should be addressed directly to the Corporate Information Officer of the disclosing party.



Philippine National Bank PNB

PSE Disclosure Form 17-12 - List of Top 100 Stockholders *Reference: Section 17.12 of the Revised Disclosure Rules*

Type of Securities

- Common
- Preferred N.A.
- Others N.A.

For the period ended	Mar 31, 2016
-----------------------------	--------------

Description of the Disclosure

In compliance with Section 17.12 of the Disclosure Rules, we are submitting herewith the List of the Top 100 Stockholders of the Philippine National Bank together with the List of Philippine Depository & Trust Corporation Participants as of March 31, 2016.

We trust you will take note accordingly.

Filed on behalf by:

Name	Maila Katrina Ilarde
Designation	Corporate Secretary



PNB

Office of the Corporate Secretary

Direct Line: 536-0540

Trunk Lines: 891-6040 to 70

Local: 4106

April 11, 2016

MS. JANET A. ENCARNACION



Head, Disclosure Department
Philippine Stock Exchange, Inc.
3/F Philippine Stock Exchange Plaza
Ayala Triangle, Ayala Avenue
Makati City

Dear Ms. Encarnacion:

In compliance with Section 17.12 of the Philippine Stock Exchange Disclosure Rules, we are submitting herewith the List of the Top 100 Stockholders of the Philippine National Bank together with the List of Philippine Depository & Trust Corporation Participants as of March 31, 2016.

We trust you will take note accordingly. Thank you.

Very truly yours,


MAILA KATRINA Y. ILARDE
Corporate Secretary 

Att.: a/s

Philippine National Bank
PNB Financial Center
Pres. Diosdado Macapagal Blvd.,
Pasay City, Metro Manila 1300,
Philippines

T. (632) 526-3131 to 70/891-6040 to 70
P.O. Box 1884 (Manila)
P.O. Box 410 (Pasay City)
www.pnb.com.ph

Authorized Depository of the Republic of the Philippines
Member: PDIC



**Philippine National Bank
Trust Banking Group**

Trunk Lines: 526-3131 / 891-6040 local 2307

PHILIPPINE NATIONAL BANK
List of Top 100 Stockholder
As of March 31, 2016

Annex "F"

Rank	Name	No. of Shares	Percentage	Citizenship
1	PCD NOMINEE CORP. (NON-FILIPINO)	116,921,488	9.3601612421	NON - FILIPINO
2	KEY LANDMARK INVESTMENTS, LTD.	109,115,864	8.7352812437	FILIPINO
3	PCD NOMINEE CORPORATION (FILIPINO)	100,003,914	8.0058231887	FILIPINO
4	SOLAR HOLDINGS CORPORATION	67,148,224	5.3755576884	FILIPINO
5	CARAVAN HOLDINGS CORPORATION	67,148,224	5.3755576884	FILIPINO
6	TRUE SUCCESS PROFITS LTD.	67,148,224	5.3755576884	FILIPINO
7	PRIMA EQUITIES & INVESTMENTS CORP.	58,754,696	4.7036129774	FILIPINO
8	LEADWAY HOLDINGS, INC.	53,470,262	4.2805670928	FILIPINO
9	INFINITY EQUITIES, INC.	50,361,168	4.0316682663	FILIPINO
10	PIONEER HOLDINGS EQUITIES, INC.	28,044,239	2.2450843163	FILIPINO
11	MULTIPLE STAR HOLDINGS CORP.	25,214,730	2.0185676946	FILIPINO
12	DONFAR MANAGEMENT LTD.	25,173,588	2.0152740677	FILIPINO
13	UTTERMOST SUCCESS, LTD.	24,752,272	1.9815455738	FILIPINO
14	MAVELSTONE INT'L LTD.	24,213,463	1.9384111662	FILIPINO
15	KENROCK HOLDINGS CORP.	21,301,405	1.7052860761	FILIPINO
16	FIL-CARE HOLDINGS, INC.	20,836,937	1.6681030446	FILIPINO
17	FAIRLINK HOLDINGS CORP.	20,637,854	1.6521654354	FILIPINO
18	PURPLE CRYSTAL HOLDINGS, INC.	19,980,373	1.5995307292	FILIPINO
19	KENTRON HOLDINGS & EQUITIES CORP.	19,944,760	1.5966797270	FILIPINO
20	FRAGILE TOUCH INVESTMENTS, LTD.	18,581,537	1.4875467754	FILIPINO
21	IVORY HOLDINGS, INC.	16,997,821	1.3607622350	FILIPINO
22	ALLMARK HOLDINGS CORP.	16,967,394	1.3583263985	FILIPINO
23	PAN ASIA SECURITIES CORPORATION	15,622,881	1.2506912778	FILIPINO
24	PROFOUND HOLDINGS, INC.	14,935,099	1.1956308220	FILIPINO
25	FAST RETURN ENTERPRISES, LTD.	14,865,453	1.1900553046	FILIPINO
26	TAN LUCIO C.	14,843,119	1.1882673540	FILIPINO
27	MERIT HOLDINGS & EQUITIES CORP.	14,233,686	1.1394791352	FILIPINO
28	SOCIETY HOLDINGS CORP.	14,162,708	1.1337969844	FILIPINO
29	KENTWOOD DEVELOPMENT CORP.	14,112,105	1.1297459562	FILIPINO
30	TOTAL HOLDINGS CORPORATION	13,095,263	1.0483425697	FILIPINO
31	DUNMORE DEVELOPMENT CORP. (X-496)	12,395,850	0.9923509931	FILIPINO
32	LA VIDA DEVELOPMENT CORP. A/C# 2423	10,371,574	0.8302973785	FILIPINO
33	SAFEWAY HOLDINGS & EQUITIES, INC.	9,864,499	0.7897034394	FILIPINO
34	DYNAWORLD HOLDINGS, INC.	9,323,108	0.7463623295	FILIPINO
35	ZEBRA HOLDINGS, INC.	8,547,826	0.6842970526	FILIPINO
36	VIRGO HOLDINGS & DEV'T. CORP.	8,520,677	0.6821236368	FILIPINO
37	ALL SEASONS REALTY CORP.	8,191,895	0.6558029614	FILIPINO
38	WITTER WEBBER AND SCHWAB INVESTMENT,	7,833,795	0.6271352306	FILIPINO
39	INTEGRION INVESTMENTS, INC.	7,833,794	0.6271351505	FILIPINO



Philippine National Bank
Trust Banking Group

Trunk Lines: 526-3131 / 891-6040 local 2307

40	DREYFUSS MUTUAL INVESTMENTS, INC.	7,833,794	0.6271351505	FILIPINO
41	IRIS HOLDINGS & DEV'T. CORP.	7,671,517	0.6141440493	FILIPINO
42	LOCAL TRADE & DEVELOPMENT CORP.	6,711,575	0.5372957979	FILIPINO
43	OPULENT LANDOWNERS, INC.	5,921,109	0.4740149644	FILIPINO
44	GIMENEZ IGNACIO B.	5,731,570	0.4588414011	FILIPINO
45	LA VIDA DEVELOPMENT CORP.	5,681,131	0.4548035020	FILIPINO
46	PALOMINO VENTURES, INC. (X-497)	5,582,000	0.4468675600	FILIPINO
47	CO WILLY S.	4,900,000	0.3922699828	FILIPINO
48	KINGS INVESTMENT & DEV'T. CORP.	3,844,230	0.3077502114	FILIPINO
49	PALOMINO VENTURES, INC.	2,776,200	0.2222489645	FILIPINO
50	TANENGLIAN MARIANO	2,576,276	0.2062440290	FILIPINO
51	GOLDLABEL EQUITIES CORPORATION	2,343,432	0.1876036797	FILIPINO
52	LEE RAMON	2,292,550	0.1835303161	FILIPINO
53	WONDERROAD CORPORATION	1,911,300	0.1530093098	FILIPINO
54	POWER REALTY & DEVELOPMENT CORP.	1,852,727	0.1483202425	FILIPINO
55	CHUA DOMINGO	665,890	0.0533078896	FILIPINO
56	LUCIO W. YAN & OR CLARA YAN	450,000	0.0360247943	FILIPINO
57	SYSMART CORPORATION	357,726	0.0286377902	FILIPINO
58	LUCIO W. YAN &/OR CLARA Y. YAN	250,000	0.0200137746	FILIPINO
59	HAYCO EDWARD LIM	200,000	0.0160110197	FILIPINO
60	GOLDLEAF TOBACCO CORP.	164,100	0.0131370417	FILIPINO
61	DIZON, WILLY O. OR NENE C. DIZON	140,000	0.0112077138	FILIPINO
62	NG SIU KHENG FLORA	101,375	0.0081155856	FILIPINO
63	YANG ESTATE OF ANTONIO	80,500	0.0064444354	FILIPINO
64	CHUA NELSON P.	80,000	0.0064044079	FILIPINO
65	EDAN CORPORATION	71,403	0.0057161742	FILIPINO
66	YU DEWEY	71,100	0.0056919175	FILIPINO
67	BARRANDA VICTOR E.	60,000	0.0048033059	FILIPINO
68	RATTI GIORGIO B.	59,462	0.0047602363	ITALIAN
69	TAN LEE JUANITA	58,723	0.0047010756	FILIPINO
70	YAN, LUCIO W. &/OR YAN, CLARA	57,500	0.0046031682	FILIPINO
71	KHOO MARIANO	57,200	0.0045791516	FILIPINO
72	YANG ANTONIO	46,600	0.0037305676	FILIPINO
73	ENRILE II WILLIAM RAGOS	46,000	0.0036825345	FILIPINO
74	UY ABETO A.	45,072	0.0036082434	FILIPINO
75	ASSAD SR. JACOB J.	44,587	0.0035694167	FILIPINO
76	SITOSTA HENRY	41,700	0.0033382976	FILIPINO
77	AGO, EMMANUEL F. &/OR AGO, ANGELITA F	41,611	0.0033311727	FILIPINO
78	UNITED REALTY CORPORATION	40,779	0.0032645669	FILIPINO
79	SYCIP WASHINGTON	39,111	0.0031310350	AMERICAN
80	CHOA VICTOR K.	36,000	0.0028819835	FILIPINO
81	WANG MING	31,000	0.0024817081	CHINESE
82	JOSEPH, RALPH L. &/OR JOSEPH, ROBERT	28,000	0.0022415428	FILIPINO
83	YUN SHEN XIAO	27,000	0.0021614877	CHINESE



Philippine National Bank
Trust Banking Group
Trunk Lines: 526-3131 / 891-8040 local 2307

84	LIM EDWARD	26,250	0.0021014463	FILIPINO
85	TAN ANTONIO G.	26,124	0.0020913594	FILIPINO
86	MENDOZA, ALBERTO &/OR MENDOZA, JEANIE	22,767	0.0018226144	FILIPINO
87	GARCIA ALEJANDRO M.	22,614	0.0018103660	FILIPINO
88	SIA CHARLES	20,800	0.0016651460	FILIPINO
89	TAN SHE LING	20,000	0.0016011020	FILIPINO
90	LEE MARJORIE ANN LIM	20,000	0.0016011020	FILIPINO
91	LEE JUANITA TAN	20,000	0.0016011020	FILIPINO
92	ABRERA ANTONIO	20,000	0.0016011020	FILIPINO
93	DE OCAMPO JOSE	20,000	0.0016011020	FILIPINO
94	SOLIVEN, MANUEL V. &/OR SOLIVEN, MICH	20,000	0.0016011020	FILIPINO
95	SIY RAMON L.	19,500	0.0015610744	FILIPINO
96	DECKTA PACIFIC EQUITIES, INC.	18,667	0.0014943885	FILIPINO
97	ORDONEZ MARIANO G.	18,460	0.0014778171	FILIPINO
98	GEMMA CO LI OR KIM HIONG YU LI	18,000	0.0014409918	FILIPINO
99	CHIU JANETTE NELLIE GO	17,900	0.0014329863	FILIPINO
100	LUYS SECURITIES CO., INC.	17,898	0.0014328262	FILIPINO
TOTAL		1,242,842,599	99.4958867202	

(Handwritten signature)


PDS Group

Philippine Dealing System Holdings Corp. & Subsidiaries

37th Floor, Tower 1, The Enterprise Center
6766 Ayala Avenue corner Paseo de Roxas
1226 Makati City, Philippines
Main: +63 2 884 5000
Fax: +63 2 884 5098 / 99

MC002- 2016

April 4, 2016



PHILIPPINE NATIONAL BANK

Philippine National Bank
Corporate Secretary's Office
9/F, PNB Financial Center
Macapagal Blvd., Pasay City

Attention: Atty. Doris S. Te

C-E-R-T-I-F-I-C-A-T-I-O-N

This is to certify that 216,925,402 shares of Philippine National Bank registered in the name of PCD Nominee Corporation as of the last working day of the month of March 2016 are beneficially owned by the Participants of PDTC in the attached list. This balance has been reconciled with your Transfer Agent's records and confirmed by your Transfer Agent.


JOSEPHINE F. DELACRUZ
Director

W

Beneficial Owner Report

PHILIPPINE NATIONAL BANK

March 31, 2016

BROKER CODE	PARTICIPANTS NAME	HOLDING
1000000000	UPCC SECURITIES CORP.	1,245,608.00
1010000000	A & A SECURITIES, INC.	1,614,455.00
1020000000	ABACUS SECURITIES CORPORATION	3,077,382.00
1020000008	LAND BANK OF THE PHILIPPINES	23,220.00
1030000000	PHILSTOCKS FINANCIAL INC	1,117,925.00
1040000000	A. T. DE CASTRO SECURITIES CORP.	189,560.00
1050000000	ALL ASIA SECURITIES MANAGEMENT CORP.	22.00
1060000000	ALPHA SECURITIES CORP.	14,357.00
1090000000	BA SECURITIES, INC.	10,157.00
1100000000	AP SECURITIES INCORPORATED	453,015.00
1110000000	ANSALDO, GODINEZ & CO., INC.	281,223.00
1120000000	AB CAPITAL SECURITIES, INC.	299,835.00
1130000000	SARANGANI SECURITIES, INC.	230.00
1150000000	SB EQUITIES, INC.	1,032,570.00
1160000000	ASIA PACIFIC CAPITAL EQUITIES & SECURITIES CORP.	7,307.00
1180000000	ASIASEC EQUITIES, INC.	2,555,076.00
1190000000	ASTRA SECURITIES CORPORATION	29,473.00
1200000000	ATC SECURITIES, INC.	7,613.00
1210000003	MACQUARIE CAPITAL SECURITIES (PHILIPPINES) INC.	2,061.00
1210000004	MACQUARIE CAPITAL SECURITIES (PHILIPPINES) INC.	5,953.00
1220000000	BELSON SECURITIES, INC.	332,020.00
1230000000	BENJAMIN CO CA & CO., INC.	23,108.00
1240000000	B. H. CHUA SECURITIES CORPORATION	141,605.00
1240000002	PHIL. INT'L. LIFE INSURANCE CO., INC.	11,500.00
1250000000	JAKA SECURITIES CORP.	47,789.00
1260000000	BPI SECURITIES CORPORATION	1,420,208.00
1280000000	CAMPOS, LANUZA & COMPANY, INC.	45,671.00
1280000004	MERIDIAN ASSURANCE CORPORATION	1,200.00
1290000000	SINCERE SECURITIES CORPORATION	287,117.00
1300000000	CENTURY SECURITIES CORPORATION	23,250.00
1310000000	PCIB SECURITIES, INC.	47,193.00
1330000000	CITISECURITIES, INC.	20,908.00
1350000000	VSEC.COM, INC.	5,002.00
1360000000	TRITON SECURITIES CORP.	978,472.00
1360000001	CIBELES INSURANCE CORPORATION	31,500.00
1400000000	IGC SECURITIES INC.	1,665,883.00
1410000000	CUALOPING SECURITIES CORPORATION	31,746.00
1420000000	DBP-DAIWA CAPITAL MARKETS PHILPPINES, INC.	13,230.00
1420000003	PIONEER LIFE INC.	42,000.00
1430000000	DAVID GO SECURITIES CORP.	118,786.00
1450000000	DIVERSIFIED SECURITIES, INC.	49,688.00
1470000000	E. CHUA CHIACO SECURITIES, INC.	370,609.00

14800000000	EQUITABLE SECURITIES (PHILS.) INC.	107.00
14900000000	EAST WEST CAPITAL CORPORATION	4,011.00
15000000000	EASTERN SECURITIES DEVELOPMENT CORPORATION	235,453.00
15300000000	EQUITIWORLD SECURITIES, INC.	8,793.00
15400000000	EVERGREEN STOCK BROKERAGE & SEC., INC.	1,066,986.00
15700000000	FIRST ORIENT SECURITIES, INC.	42,392.00
15900000000	FIRST INTEGRATED CAPITAL SECURITIES, INC.	160,535.00
16200000000	F. YAP SECURITIES, INC.	73,836.00
16700000000	AURORA SECURITIES, INC.	96,621.00
16800000000	GLOBALINKS SECURITIES & STOCKS, INC.	106,312.00
16900000000	JSG SECURITIES, INC.	248,639.00
17000000000	GOLDSTAR SECURITIES, INC.	338,245.00
17200000000	GUILD SECURITIES, INC.	12,653.00
17400000000	HDI SECURITIES, INC.	572,383.00
17500000000	H. E. BENNETT SECURITIES, INC.	27,237.00
17700000000	HIGHLAND SECURITIES PHIL., INC.	13.00
17800000000	HK SECURITIES, INC.	30.00
17900000000	I. ACKERMAN & CO., INC.	4,524.00
18000000000	I. B. GIMENEZ SECURITIES, INC.	15,338.00
18100000000	INVESTORS SECURITIES, INC.	239,331.00
18200000000	IMPERIAL,DE GUZMAN,ABALOS & CO.,INC.	13,278.00
18300000000	INTRA-INVEST SECURITIES, INC.	100,571.00
18700000000	ASIAN CAPITAL EQUITIES, INC.	733.00
18800000000	J.M. BARCELON & CO., INC.	15,237.00
19000000000	VALUE QUEST SECURITIES CORPORATION	134,759.00
19200000000	STRATEGIC EQUITIES CORP.	49,910.00
19300000000	LARRGO SECURITIES CO., INC.	6,504.00
19400000000	LIPPO SECURITIES, INC.	10.00
19700000000	LOPEZ, LOCSIN, LEDESMA & CO., INC.	19,906.00
19800000000	LUCKY SECURITIES, INC.	380,681.00
19900000000	LUYS SECURITIES COMPANY, INC.	213,753.00
20000000000	MANDARIN SECURITIES CORPORATION	228,589.00
20000000002	R&B INSURANCE CORPORATION	2,000.00
20100000000	MARIAN SECURITIES, INC.	54.00
20200000000	MARINO OLONDRIZ Y CIA	30.00
20300000000	COL Financial Group, Inc.	2,543,466.00
20300000003	STANDARD INSURANCE CO., INC.	98.00
20400000000	DA MARKET SECURITIES, INC.	20,072.00
20500000000	MERCANTILE SECURITIES CORP.	48,602.00
20600000000	MERIDIAN SECURITIES, INC.	544,187.00
20800000000	MDR SECURITIES, INC.	194,767.00
20900000000	DEUTSCHE REGIS PARTNERS, INC.	294,823.00
20900000001	DEUTSCHE REGIS PARTNERS, INC.	109.00
20900000010	DEUTSCHE REGIS PARTNERS, INC.	13.00
21000000000	MOUNT PEAK SECURITIES, INC.	11,550.00
21100000000	NEW WORLD SECURITIES CO., INC.	115,173.00
21300000000	NIEVES SECURITIES, INC.	11,639.00
21500000000	OPTIMUM SECURITIES CORPORATION	224,408.00
21700000000	RCBC SECURITIES, INC.	1,018,774.00
21800000000	PAN ASIA SECURITIES CORP.	983,341.00
21900000000	PAPA SECURITIES CORPORATION	497,503.00
22000000000	MAYBANK ATR KIM ENG SECURITIES, INC.	1,391,978.00

22000000009	BENEFICIAL LIFE INSURANCE CO., INC.	7,742.00
22300000000	PLATINUM SECURITIES, INC.	42,802.00
22400000000	PNB SECURITIES, INC.	728,924.00
22400000011	ALLIED BANKERS INSURANCE CORPORATION	119,000.00
22500000000	PREMIUM SECURITIES, INC.	203,270.00
22900000000	SALISBURY BKT SECURITIES CORPORATION	231,208.00
23000000000	QUALITY INVESTMENTS & SECURITIES CORPORATION	929,590.00
23100000000	R & L INVESTMENTS, INC.	12,254.00
23200000000	ALAKOR SECURITIES CORPORATION	1,687.00
23300000000	R. COYIUTO SECURITIES, INC.	312,084.00
23500000000	REGINA CAPITAL DEVELOPMENT CORPORATION	163,647.00
23500000001	PHILIPPINE PRUDENTIAL	20,000.00
23600000000	R. NUBLA SECURITIES, INC.	219,800.00
23700000000	AAA SOUTHEAST EQUITIES, INCORPORATED	554.00
23700000002	FORTUNE GENERAL INSURANCE CORPORATION	2,600.00
23700000003	FORTUNE LIFE INSURANCE CO., INC.	4,830.00
23800000000	R. S. LIM & CO., INC.	158,744.00
23900000000	RTG & COMPANY, INC.	53,370.00
24000000000	S.J. ROXAS & CO., INC.	153,397.00
24000000002	S.J. ROXAS & CO., INC.	60.00
24200000000	SECURITIES SPECIALISTS, INC.	571.00
24300000000	FIDELITY SECURITIES, INC.	16,026.00
24600000000	SUMMIT SECURITIES, INC.	142,200.00
24700000000	STANDARD SECURITIES CORPORATION	321,078.00
24700000005	PIONEER INSURANCE & SURETY CORPORATION ACCOUNT #2	150,640.00
24700000007	PIONEER LIFE INC. ACCOUNT #2	333,800.00
24900000000	SUPREME STOCKBROKERS, INC	341.00
25100000000	TANSENGCO & CO., INC.	224,223.00
25200000000	THE FIRST RESOURCES MANAGEMENT & SECURITIES CORP.	33,060.00
25300000000	TOWER SECURITIES, INC.	2,180,261.00
25500000000	APEX PHILIPPINES EQUITIES CORPORATION	3,920.00
25600000000	TRENDLINE SECURITIES CORPORATION	224.00
25700000000	TRI-STATE SECURITIES, INC.	26,004.00
25900000000	UCPB SECURITIES, INC.	52,970.00
26100000003	E.SECURITIES, INC. ITF VARIOUS CLIENTS	197.00
26100000004	E.SECURITIES, INC. ITF VARIOUS CLIENTS	2,519.00
26300000000	VENTURE SECURITIES, INC.	56,476.00
26300000001	VENTURE SECURITIES, INC.	11,674.00
26300000004	PHILIPPINES FIRST INSURANCE CO., INC.	43,622.00
26600000000	VICSAL SECURITIES & STOCK BROKERAGE, INC.	390,407.00
26700000000	FIRST METRO SECURITIES BROKERAGE CORP.	541,177.00
26900000000	WEALTH SECURITIES, INC.	2,527,467.00
26900000002	WEALTH SECURITIES, INC.	935,218.00
27000000000	WESTLINK GLOBAL EQUITIES, INC.	23,540.00
27200000000	BERNAD SECURITIES, INC.	177,542.00
27300000000	WONG SECURITIES CORPORATION	11,941.00
27500000000	YAO & ZIALCITA, INC.	350,506.00
27800000000	YU & COMPANY, INC.	182,357.00
27900000000	BDO SECURITIES CORPORATION	16,930,547.00
28200000000	PCCI SECURITIES BROKERS CORP.	135,120.00
28300000000	EAGLE EQUITIES, INC.	112,566.00
28500000000	GOLDEN TOWER SECURITIES & HOLDINGS, INC.	24,634.00

28600000000	SOLAR SECURITIES, INC.	1,382,616.00
28800000000	G.D. TAN & COMPANY, INC.	79,983.00
32300000000	CLSA PHILIPPINES, INC.	3.00
32300000003	PERLA COMPAÑIA DE SEGUROS INC.	1,581.00
32300000005	CLSA PHILIPPINES, INC.	69,000.00
32800000000	DW CAPITAL INC.	236,406.00
33800000000	PHILIPPINE EQUITY PARTNERS, INC.	65.00
33800000002	PHILIPPINE EQUITY PARTNERS, INC.	2.00
34500000000	UNICAPITAL SECURITIES INC.	143,916.00
34500000004	UNICAPITAL SECURITIES INC.	154.00
36800000000	SunSecurities, Inc.	1,012.00
38800000000	ARMSTRONG SECURITIES, INC.	14,072.00
38900000000	KING'S POWER SECURITIES, INC.	183,485.00
52800000000	STAR ALLIANCE SECURITIES CORP.	744,540.00
2200000PH25	ATR KIM ENG SECURITIES, INC.	379.00
345UNICAP01	UNICAPITAL, INC.	3,450.00
BCDO2000000	BANCO DE ORO - TRUST BANKING GROUP	46.00
BCDO2000005	GENERALI PILIPINAS LIFE ASSURANCE COMPANY - GF	28,780.00
BCDO2000091	BDO TRUST FAO GENERALI PILIPINAS LIFE ASSURANCE COMPANY- BALANC	5,439.00
BKCT1000000	BANK OF COMMERCE - TRUST SERVICES GROUP	60.00
CITI1000000	CITIBANK N.A.	30,535,789.00
CITI1000010	CITIBANK N.A.	596,868.00
DEUB1000000	DEUTSCHE BANK MANILA-CLIENTS A/C	13,111,572.00
DEUB2000000	DEUTSCHE BANK MANILA-CLIENTS A/C	31,820.00
DEUB2000003	DEUTSCHE BANK MANILA-CLIENTS A/C	72,248.00
DEUB2000005	DEUTSCHE BANK MANILA-CLIENTS A/C	58,000.00
DEUB2000007	DEUTSCHE BANK AG MANILA BRANCH A/C CLIENTS DEUB20	28,883.00
GSIS1000000	GOVERNMENT SERVICE INSURANCE SYSTEM	30,472,859.00
HSBC1000000	THE HONGKONG AND SHANGHAI BANKING CORP. LTD. -CLIENTS' ACCT.	64,120,075.00
HSBC2000000	THE HONGKONG AND SHANGHAI BANKING CORP. LTD. -CLIENTS' ACCT.	35,830.00
HSBC3000000	THE HONGKONG & SHANGHAI BANKING CORP. LTD. -OWN ACCOUNT	460.00
OQVV1000000	UCPB GENERAL INSURANCE CO., INC.	86,500.00
PABC1000000	AB CAPITAL & INVESTMENT CORP. - TRUST & INVESTMENT DIV.	24,265.00
PLI1000000	PNB LIFE INSURANCE, INC.	120,000.00
PNBC2000000	PNB TRUST BANKING GROUP	9,130,969.00
PPSB1000000	EASTWEST BANKING CORPORATION - TRUST DIVISION	7,500.00
PPSB1000009	EAST WEST BANKING CORP.-TRUST DIVISION FAO 387-172-008389	10,000.00
PPSB1000016	EASTWEST BANKING CORP. - TRUST DIVISION FAO 387-172-007835	1,000.00
PSMC2000000	SAN MIGUEL CORPORATION RETIREMENT PLAN-STP	188,050.00
RCBC1000000	RCBC TRUST & INVESTMENT DIVISION	33,429.00
SCBK1000000	STANDARD CHARTERED BANK	6,056,024.00
SCBK1000048	STANDARD CHARTERED BANK	2,656.00
SCTD1000000	MBTC - TRUST BANKING GROUP	1,741.00
	TOTAL	216,925,402.00